

# Iowa Statewide

Prepared For:

The Workforce Alliance

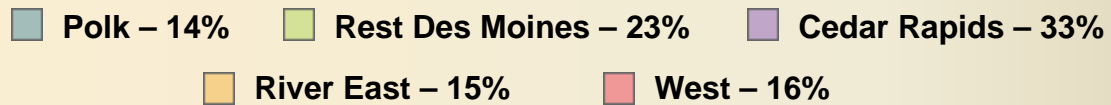
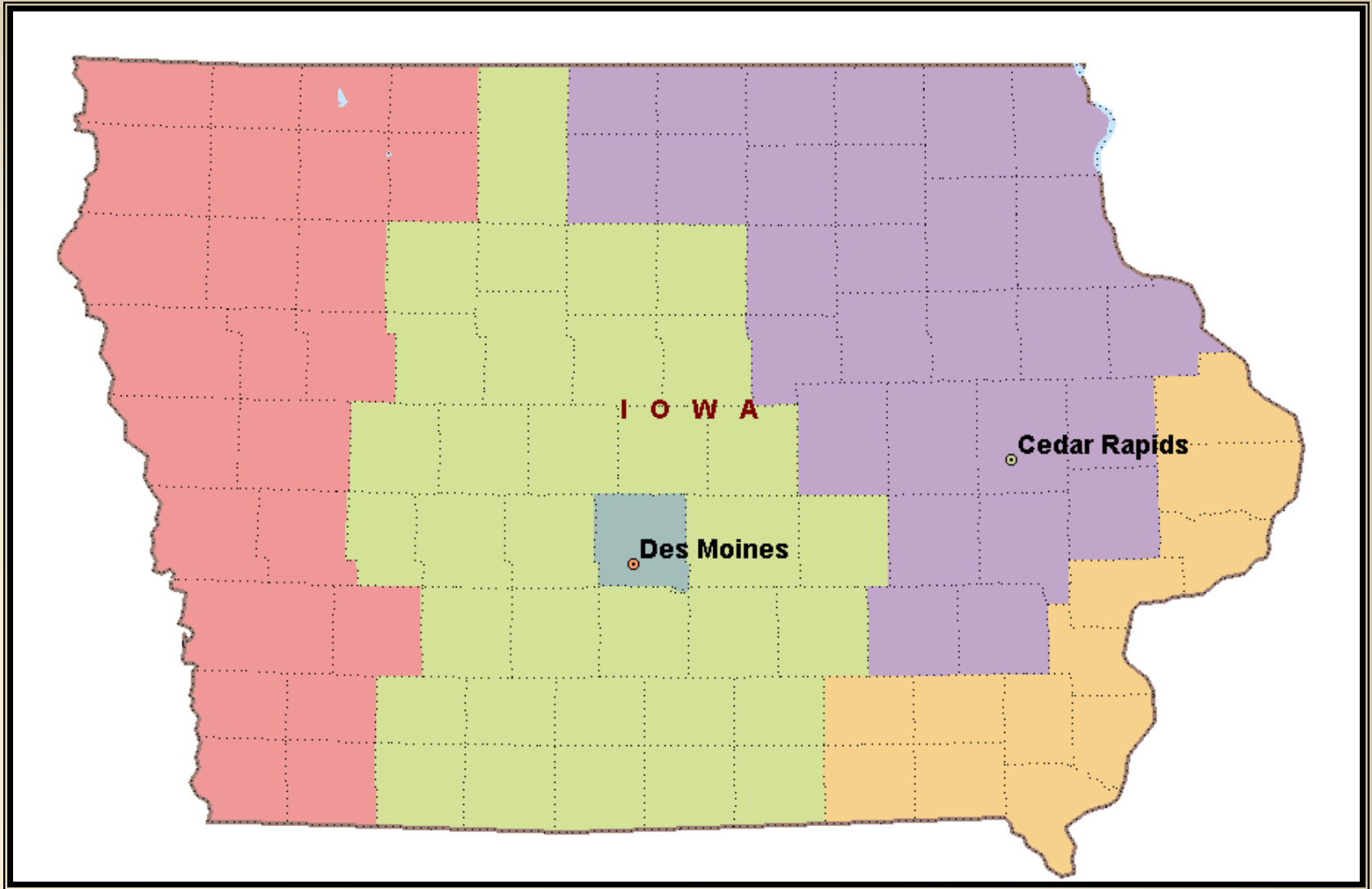
Conducted March 12-14, 2006

**Bennett, Petts & Blumenthal**

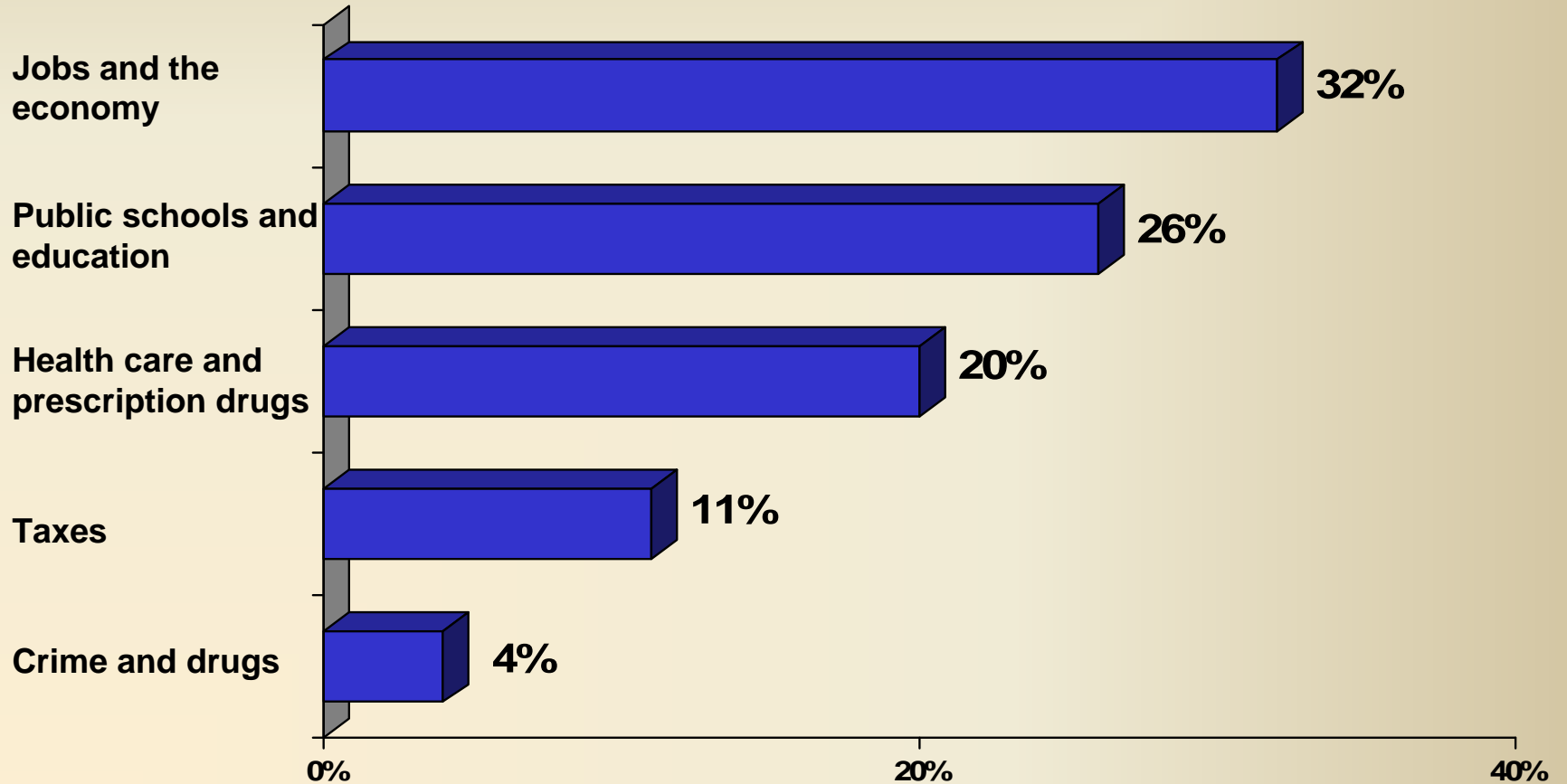
# Methodology

- **500 interviews** conducted among registered voters in Iowa who are likely to vote in the November 2006 general election.
- Survey conducted from **March 12 through 14, 2006**.
- In 95 cases out of 100, the responses to this survey should fall within **± 4.4%** of those that would have been obtained from interviewing the entire population of likely general election voters in Iowa.
- Data have been weighted by age in order to more accurately reflect the composition of the electorate.

# Region



Q8. Which of the following issues will be the most important one when deciding which candidate for Governor you will support?



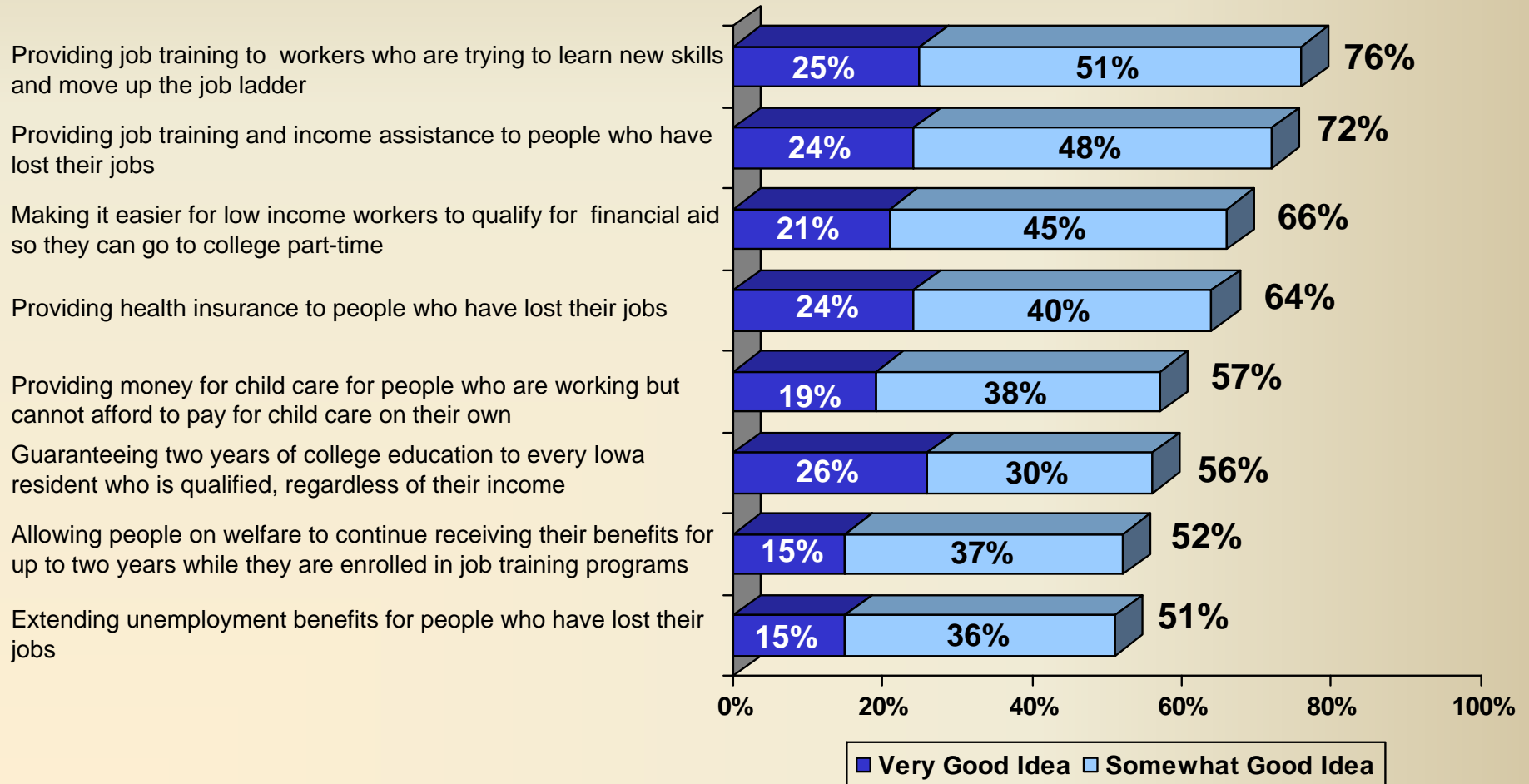
Q13. Now, I'd like to ask you some questions about various ways to help Iowa workers. I'm going to read you some specific proposals, and I'd like you to tell me whether you think each one is a good idea or a bad idea using the same ten point scale we used earlier.

A 0 on this scale means you think it is a VERY BAD IDEA.

A 10 on this scale means you think it is a VERY GOOD IDEA.

You can use any number between 0 and 10.

**(OVERALL)**



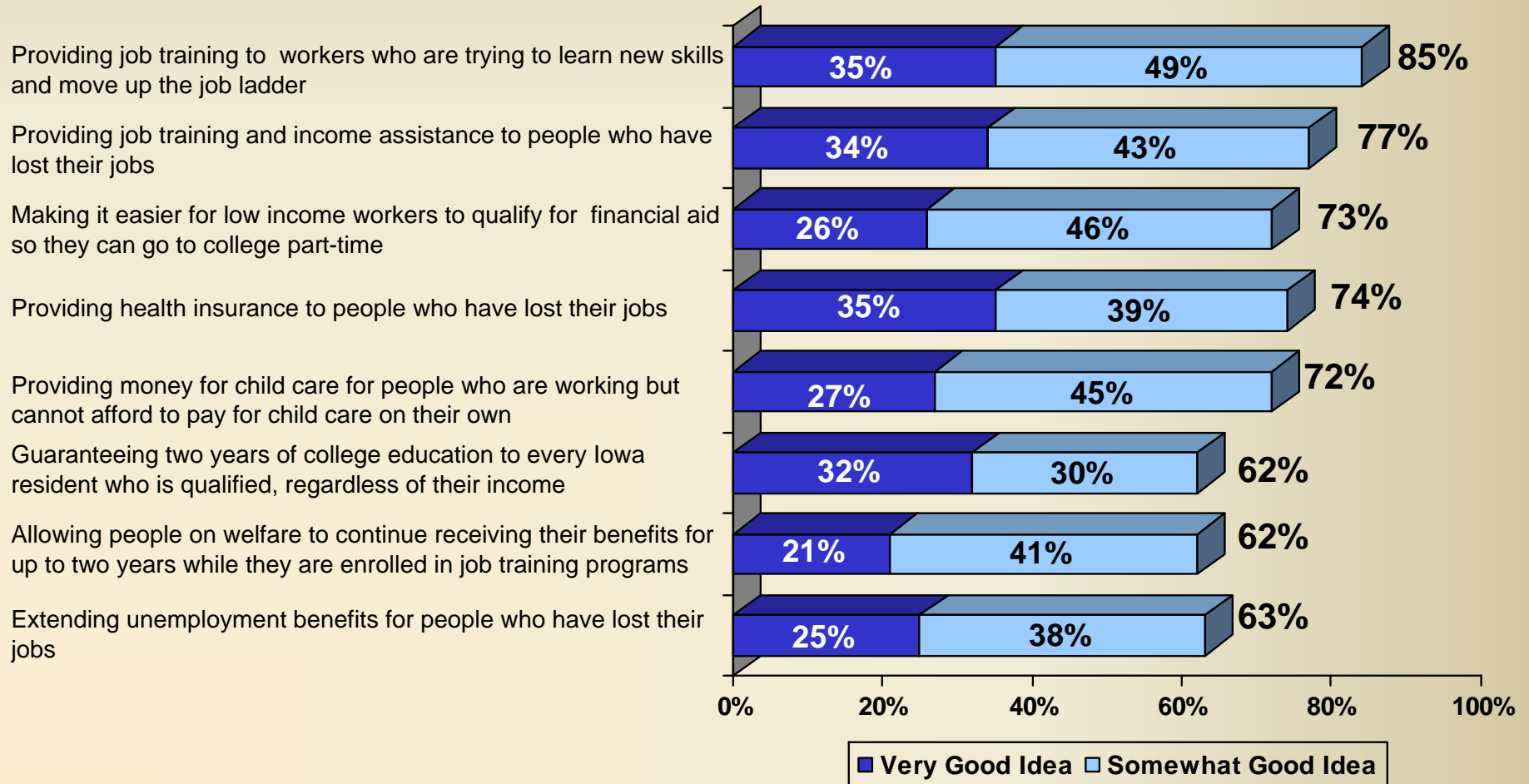
Q13. Now, I'd like to ask you some questions about various ways to help Iowa workers. I'm going to read you some specific proposals, and I'd like you to tell me whether you think each one is a good idea or a bad idea using the same ten point scale we used earlier.

A 0 on this scale means you think it is a VERY BAD IDEA.

A 10 on this scale means you think it is a VERY GOOD IDEA.

You can use any number between 0 and 10.

**(AMONG DEMOCRATS)**



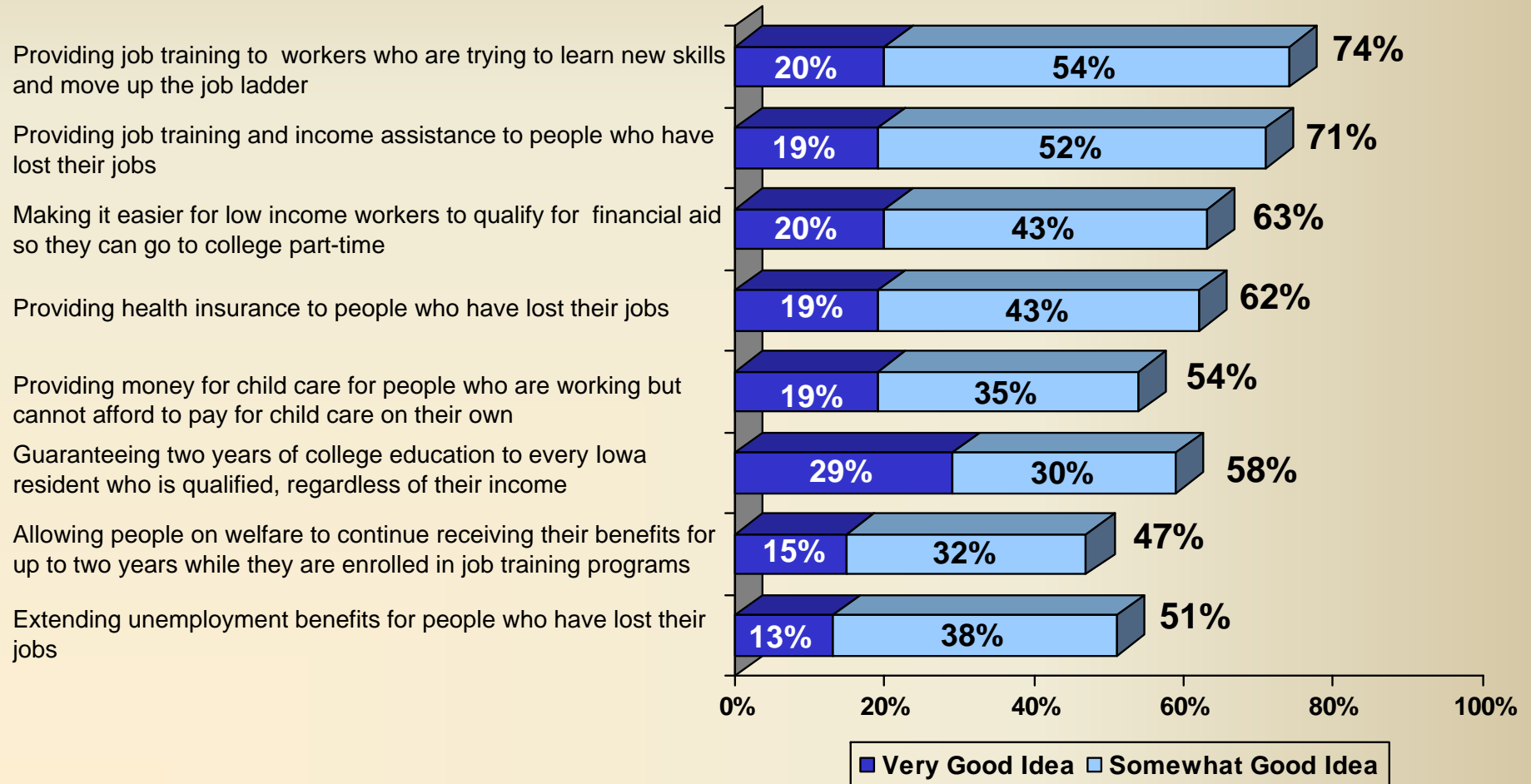
Q13. Now, I'd like to ask you some questions about various ways to help Iowa workers. I'm going to read you some specific proposals, and I'd like you to tell me whether you think each one is a good idea or a bad idea using the same ten point scale we used earlier.

A 0 on this scale means you think it is a VERY BAD IDEA.

A 10 on this scale means you think it is a VERY GOOD IDEA.

You can use any number between 0 and 10.

**(AMONG INDEPENDENTS)**



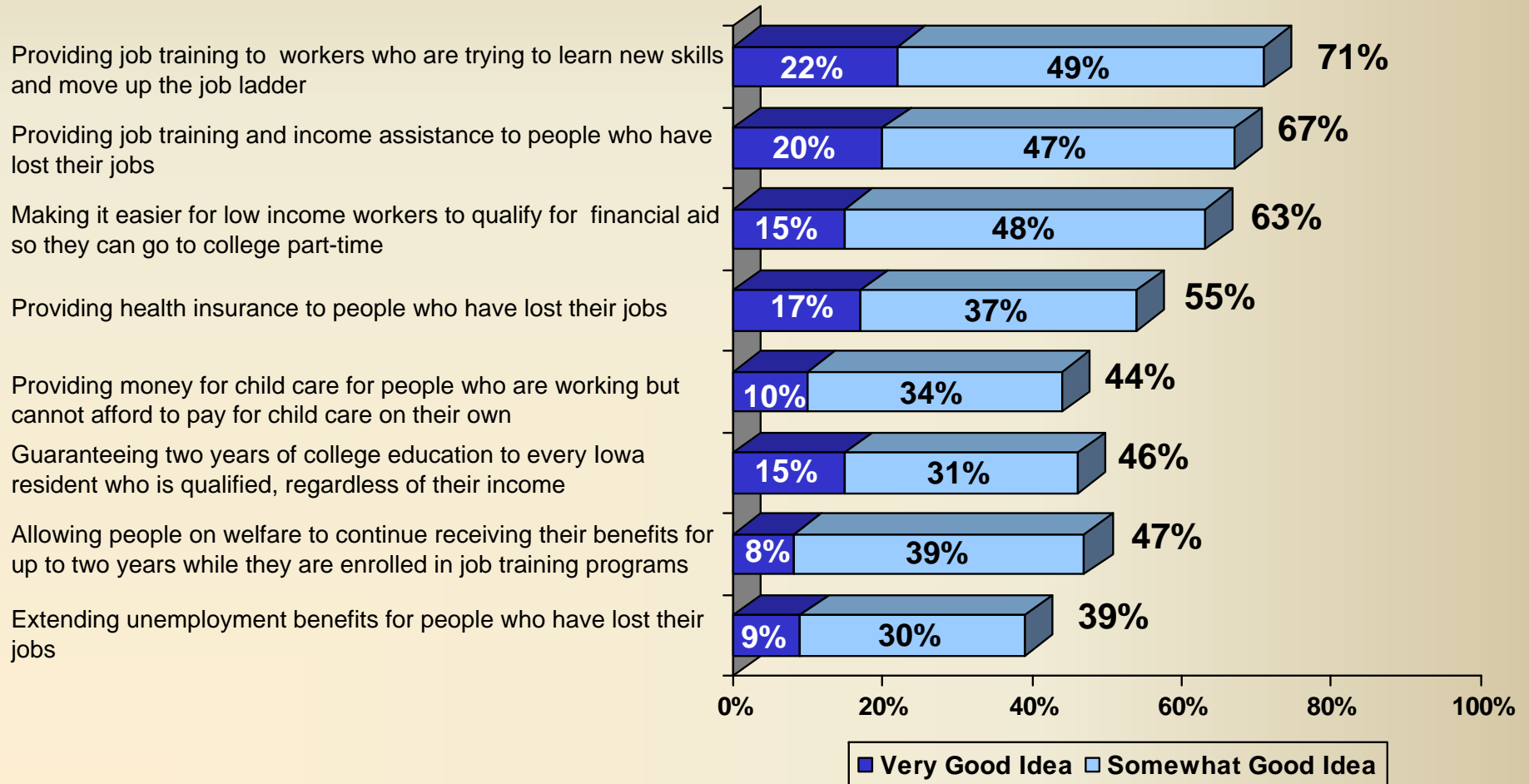
Q13. Now, I'd like to ask you some questions about various ways to help Iowa workers. I'm going to read you some specific proposals, and I'd like you to tell me whether you think each one is a good idea or a bad idea using the same ten point scale we used earlier.

A 0 on this scale means you think it is a VERY BAD IDEA.

A 10 on this scale means you think it is a VERY GOOD IDEA.

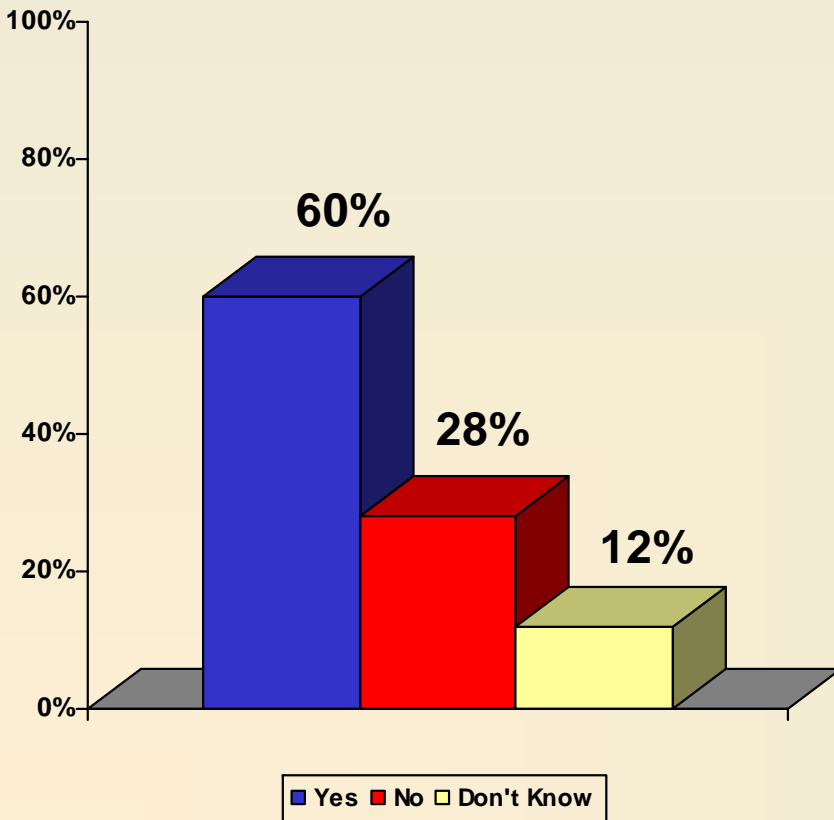
You can use any number between 0 and 10.

**(AMONG REPUBLICANS)**



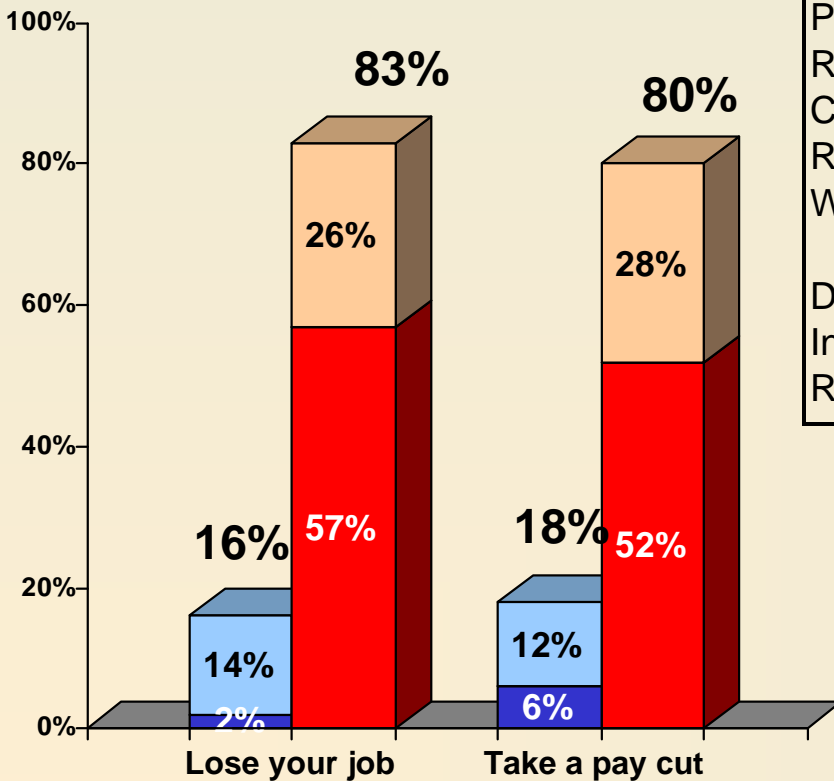
Q16. Do you think additional job training for currently employed workers would help keep businesses in Iowa?

|                 | <u>Yes</u> | <u>No</u> | <u>DK</u> |
|-----------------|------------|-----------|-----------|
| Polk County     | 52%        | 40%       | 8%        |
| Rest Des Moines | 53%        | 29%       | 18%       |
| Cedar Rapids    | 64%        | 26%       | 10%       |
| River East      | 61%        | 27%       | 11%       |
| West            | 69%        | 22%       | 10%       |
| Democrat        | 67%        | 24%       | 9%        |
| Independent/DK  | 61%        | 27%       | 11%       |
| Republican      | 52%        | 34%       | 15%       |



Q18. How worried are you that you might lose your job in the next year or so –VERY WORRIED, SOMEWHAT WORRIED, NOT VERY WORRIED, or NOT WORRIED AT ALL? [n=327]

Q19. How worried are you that you might be forced to take a pay cut in your current job or lose your benefits in the next year or so –VERY WORRIED, SOMEWHAT WORRIED, NOT VERY WORRIED, or NOT WORRIED AT ALL? [n=327]



|                 | <u>Lose Your Job</u> |                    | <u>Take a Pay Cut</u> |                    |
|-----------------|----------------------|--------------------|-----------------------|--------------------|
|                 | <u>Worried</u>       | <u>Not Worried</u> | <u>Worried</u>        | <u>Not Worried</u> |
| Polk County     | 14%                  | 86%                | 21%                   | 79%                |
| Rest Des Moines | 18%                  | 81%                | 25%                   | 73%                |
| Cedar Rapids    | 13%                  | 87%                | 13%                   | 86%                |
| River East      | 22%                  | 75%                | 19%                   | 75%                |
| West            | 18%                  | 82%                | 15%                   | 85%                |
| Democrat        | 19%                  | 80%                | 27%                   | 73%                |
| Independent/DK  | 18%                  | 81%                | 17%                   | 82%                |
| Republican      | 11%                  | 88%                | 12%                   | 86%                |

■ Very Worried ■ Somewhat Worried ■ Not Worried At All ■ Not Very Worried