

Current Funding

Historical Funding

Proportionate Investment

DEPARTMENT OF LABOR

DEPARTMENT OF EDUCATION

Workforce
Investment Act

Trade
Adjustment
Assistance

Discretionary
Funds

Other ETA
Programs

Pell Grants

Career &
Technical
Education

Adult
Education

FY 2011 BUDGET ENACTED

WIA Adult Formula (to states) <i>\$90.5M below FY 2010 levels</i>	\$771,040,000
WIA Dislocated Worker Formula (to states) <i>\$120M below FY 2010 levels</i>	\$1,061,712,000
WIA Youth Formula & Competitive Grants <i>\$96.5M below FY 2010 levels</i>	\$827,569,000

The CR established a new \$125M Workforce Innovation Fund at the Department of Labor funded by “contributions” from the WIA Adult, Dislocated Worker, and Youth formula funds.

Totals do not reflect 0.2 percent across-the-board rescission for all non-security accounts.

FY 2012 PRESIDENT'S BUDGET REQUEST

WIA Adult Formula (to states)	\$860,527,000
Contribution to Innovation Fund	(\$68,842,160)
WIA Dislocated Worker Formula (to states)	\$1,174,603,000
Contribution to Innovation Fund	(\$93,968,240)
WIA Youth Formula & Competitive Grants	\$923,913,000
Contribution to Innovation Fund	(\$73,913,040)

Overall, the amount requested for WIA formula grants to state (Adult, Dislocated Worker, Youth) is \$2,959,043,000, slightly less than 1 percent below FY 2010 levels and \$299M above FY 2011 levels enacted under the CR. The administration proposed to subject each of the three formula grants to an 8 percent “contribution” at the federal level to support a new Workforce Innovation Fund.

Formula fund reduction.

Current Funding

Historical Funding

Proportionate Investment

DEPARTMENT OF LABOR

DEPARTMENT OF EDUCATION

Workforce
Investment Act

Trade
Adjustment
Assistance

Discretionary
Funds

Other ETA
Programs

Pell Grants

Career &
Technical
Education

Adult
Education

FY 2011 BUDGET ENACTED

Trade Adjustment Assistance	\$260,000,000
-----------------------------	---------------

Training funds under TAA are subject to an annual statutory cap. The Trade and Globalization Adjustment Assistance Act (TGAAA), passed as part of the American Recovery and Reinvestment Act, set the cap at \$575M for FY 2009-2010, but with the expiration of TGAAA the cap for FY 2011 reverts to \$220M. Total reflects training and related administrative allocations.

Totals do not reflect 0.2 percent across-the-board rescission for all non-security accounts.

FY 2012 PRESIDENT'S BUDGET REQUEST

Trade Adjustment Assistance	\$260,000,000
-----------------------------	---------------

The budget request reflects funding under current law, which caps training funds for states at \$220M per year. The administration has called for restoring the amendments under TGAAA, including increasing the training cap to \$575M.

Current Funding

Historical Funding

Proportionate Investment

DEPARTMENT OF LABOR

DEPARTMENT OF EDUCATION

Workforce
Investment Act

Trade
Adjustment
Assistance

Discretionary
Funds

Other ETA
Programs

Pell Grants

Career &
Technical
Education

Adult
Education

FY 2011 BUDGET ENACTED

WIA Workforce Innovation Fund	\$125,000,000
Career Pathways Innovation Fund (CPIF)*	\$0
Green Jobs Innovation Fund (GJIF)**	\$0
Job Training for Employment in High Growth Industries Grants***	\$220,000,000

The FY 2011 CR established a new \$125M Workforce Innovation Fund at DOL to support competitive grants to states and other entities for innovative demonstration and replication projects.

*The CR eliminated \$125M in funding for the CPIF in FY 2011, and rescinded \$125M in previously-appropriated FY 2010 funding, for a total cut of \$250M.

**The CR eliminated \$40M in FY 2011 funding for the GJIF. FY 2010 funding was not impacted.

***Not subject to appropriations, funding provided from fees generated through H-1B visa program.

Totals do not reflect 0.2 percent across-the-board rescission for all non-security accounts.

FY 2012 PRESIDENT'S BUDGET REQUEST

WIA Adult Workforce Innovation Fund	\$68,842,160
WIA Dislocated Worker Workforce Innovation Fund	\$93,968,248
WIA Youth Innovation Fund	\$73,913,040
Career Pathways Innovation Fund (CPIF)	\$0
Green Jobs Innovation Fund (GJIF)	\$60,000,000
Job Training for Employment in High Growth Industries Grants***	\$125,000,000

The administration proposes nearly \$380M in combined "contributions" from a range of programs under the Departments of Labor and Education (including WIA, Wagner-Peyser Employment Service, adult education state grants and vocational rehabilitation funds) to support one or more Workforce Innovation Funds. The FY 2011 CR provided \$125M to create a Workforce Innovation Fund, but only through DOL.

Current Funding

Historical Funding

Proportionate Investment

DEPARTMENT OF LABOR

DEPARTMENT OF EDUCATION

Workforce
Investment Act

Trade
Adjustment
Assistance

Discretionary
Funds

Other ETA
Programs

Pell Grants

Career &
Technical
Education

Adult
Education

FY 2011 BUDGET ENACTED

Wagner-Peyser/Employment Service Grants to States	\$703,576,000
WIA Dislocated Worker National Reserve <i>\$5M below FY 2010 levels</i>	\$224,160,000
Job Corps*	\$1,708,205,000
Youth Build <i>\$22.5M below FY 2010 levels</i>	\$80,000,000
Reintegration of Ex-Offenders** <i>\$22.9M below FY 2010 levels</i>	\$85,561,000
ETA National Activities—Pilots and Demos** <i>\$83.4M below FY 2010 levels</i>	\$10,000,000
Native Americans	\$52,758,000
Migrant and Seasonal Farm Workers	\$84,620,000

*The CR rescinded \$75M in prior year funding for construction.

**Prohibits use of FY 2011 funds for transitional jobs activities; \$45M reserved under these programs in FY 2010.

Totals do not reflect 0.2 percent across-the-board rescission for all non-security accounts.

FY 2012 PRESIDENT'S BUDGET REQUEST

Wagner-Peyser/Employment Service Grants to States	\$764,757,000
WIA Dislocated Worker National Reserve	\$229,160,000
Job Corps	\$1,699,747,000
Youth Build	\$115,000,000
Reintegration of Ex-Offenders	\$90,000,000
ETA National Activities—Pilots and Demos	\$6,616,000
Native Americans	\$54,158,000
Migrant and Seasonal Farm Workers	\$86,620,000

Wagner-Peyser increase would be used as “contribution” to Workforce Innovation Fund, state grants consistent with current levels.

Current Funding

Historical Funding

Proportionate Investment

DEPARTMENT OF LABOR

DEPARTMENT OF EDUCATION

Workforce
Investment Act

Trade
Adjustment
Assistance

Discretionary
Funds

Other ETA
Programs

Pell Grants

Career &
Technical
Education

Adult
Education

FY 2011 BUDGET ENACTED

Pell Grants \$41,348,000,000

The FY 2011 CR maintains the current maximum Pell award at \$5,550 and eliminates “year-round” Pell Grants.

Totals do not reflect 0.2 percent across-the-board rescission for all non-security accounts.

FY 2012 PRESIDENT'S BUDGET REQUEST

Pell Grants \$41,156,000,000

The President proposes maintaining the current maximum Pell award at \$5,550, which will serve an anticipated 9.6 million low- and moderate-income students in the 2012-2013 award year. FY 2012 appropriations would be \$41.2B, of which \$28.6B is discretionary.

The budget does not reprise the President’s FY 2011 request that all Pell Grant appropriations be mandatory spending.

Current Funding

Historical Funding

Proportionate Investment

DEPARTMENT OF LABOR

DEPARTMENT OF EDUCATION

Workforce
Investment Act

Trade
Adjustment
Assistance

Discretionary
Funds

Other ETA
Programs

Pell Grants

Career &
Technical
Education

Adult
Education

FY 2011 BUDGET ENACTED

Career and Technical Education **\$1,133,694,000**

The FY 2011 CR cuts \$138M from CTE compared to FY 2010 funding levels, including \$103M from the Tech-Prep program and \$35M from basic state grants.

Totals do not reflect 0.2 percent across-the-board rescission for all non-security accounts.

FY 2012 PRESIDENT'S BUDGET REQUEST

Career and Technical Education **\$1,008,000,000**

The administration request would be approximately \$125.6M below FY 2011 funding levels and roughly \$264M below FY 2010 levels. The proposal would eliminate funding for the Tech-Prep program.

Current Funding

Historical Funding

Proportionate Investment

DEPARTMENT OF LABOR

DEPARTMENT OF EDUCATION

Workforce
Investment Act

Trade
Adjustment
Assistance

Discretionary
Funds

Other ETA
Programs

Pell Grants

Career &
Technical
Education

Adult
Education

FY 2011 BUDGET ENACTED

Adult Basic Education State Grants	\$597,221,000
------------------------------------	---------------

The FY 2011 CR cuts \$31M from Adult Education, but does not designate cuts from specific programs. The Department of Education must submit a spending or operating plan to the House and Senate appropriations committees within 30 days of enactment of the CR showing how these cuts will be enacted. This chart assumes the full cut is applied to the state grant program.

Totals do not reflect 0.2 percent across-the-board rescission for all non-security accounts.

FY 2012 PRESIDENT'S BUDGET REQUEST

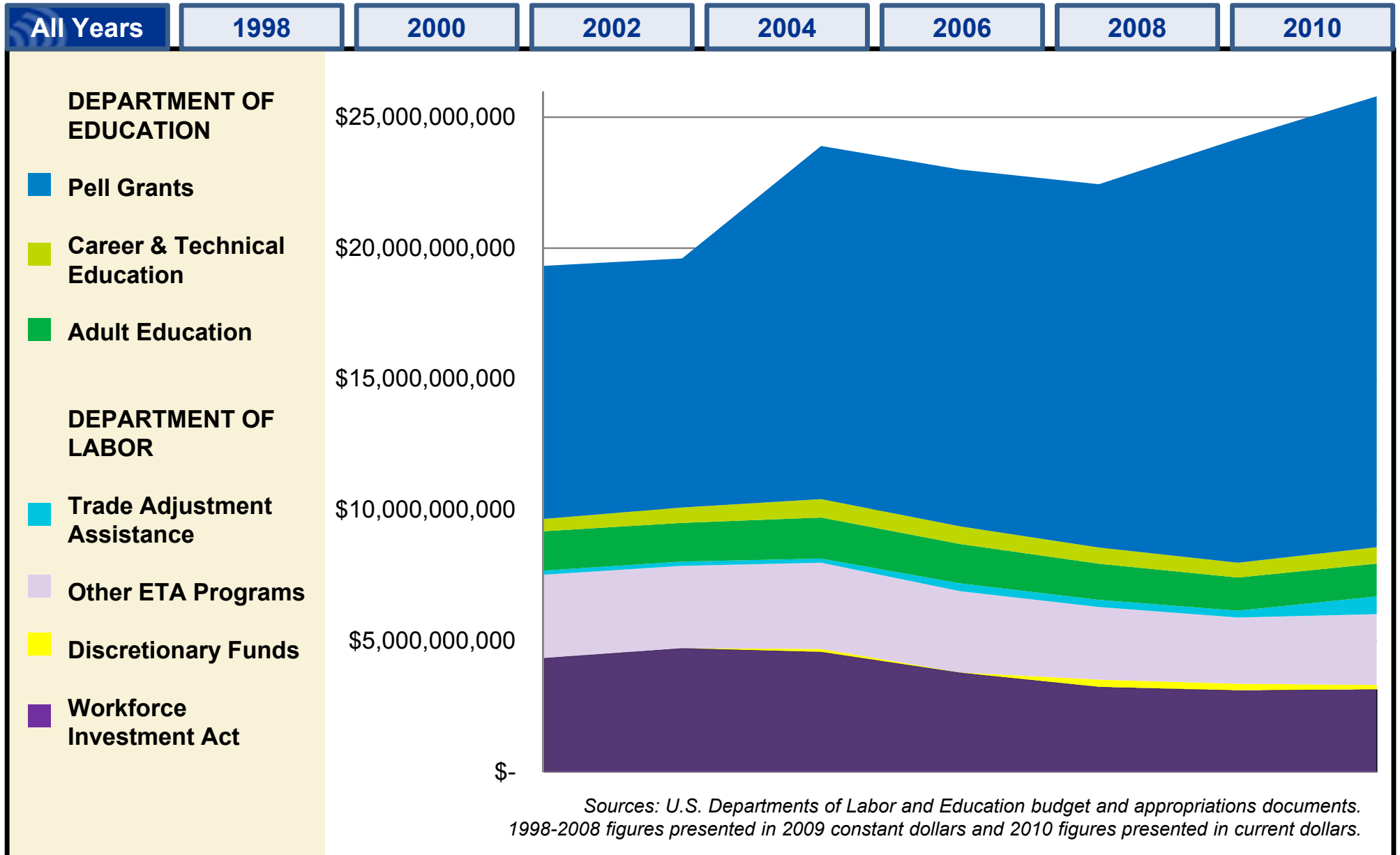
Adult Basic Education State Grants	\$635,000,000
------------------------------------	---------------

Workforce Innovation Fund	(\$50,800,000)
---------------------------	----------------

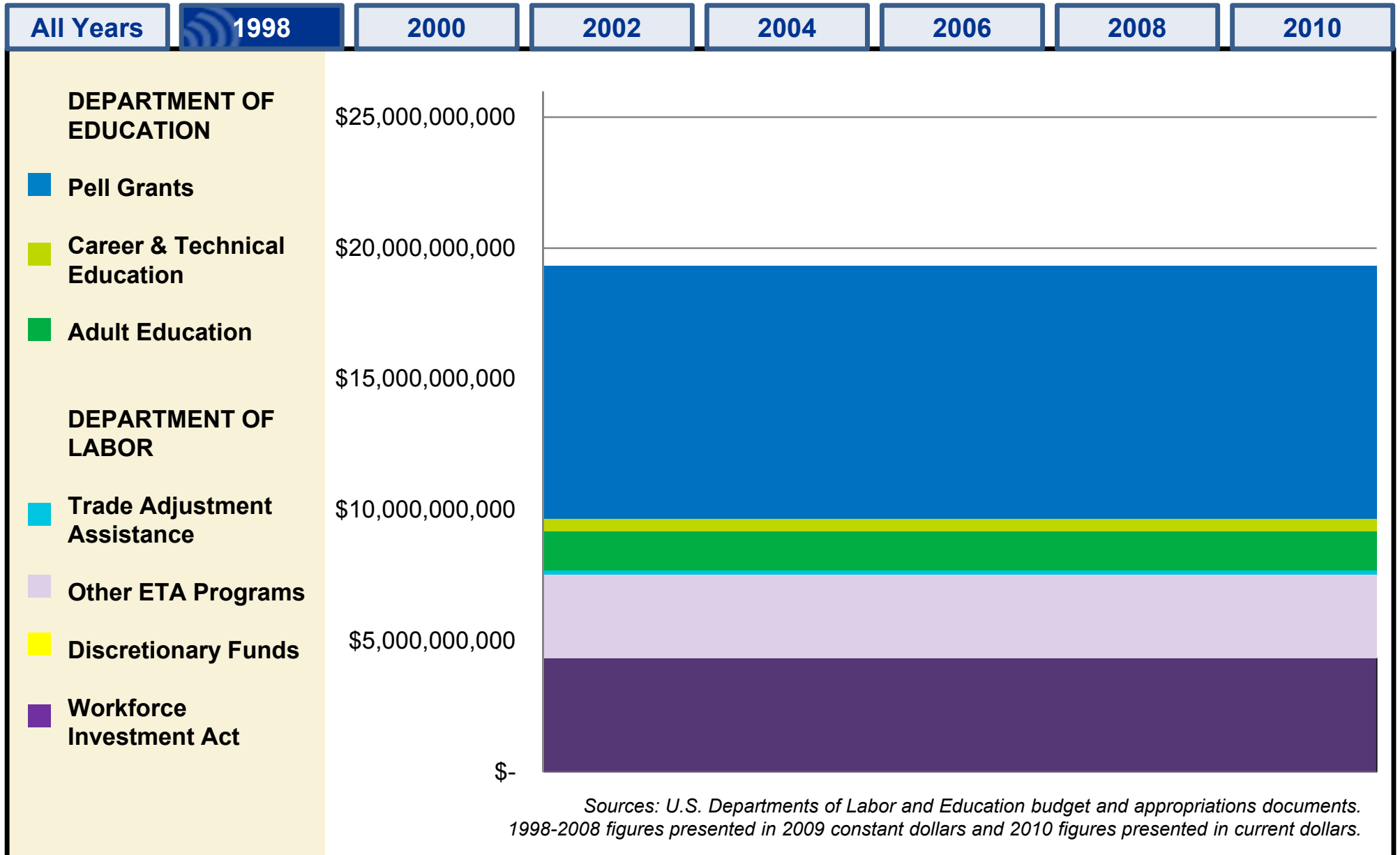
The administration has requested overall funding of \$635M for adult education state grants, of which 8 percent (\$50.8M) would be set aside for a Workforce Innovation Fund.

Formula fund reduction.

Federal Funding for Key Job Training, Vocational Education and Employment Programs

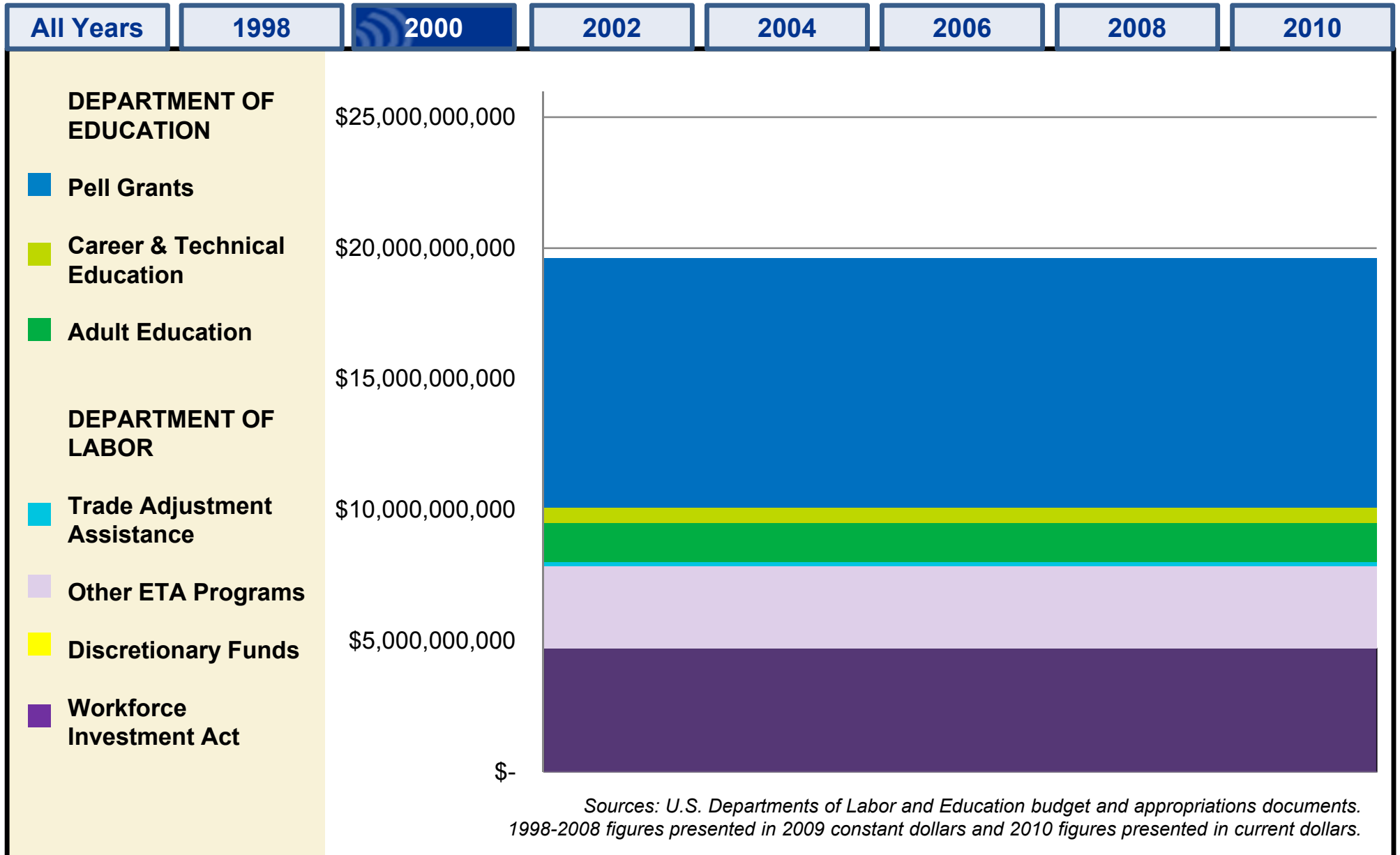


Federal Funding for Key Job Training, Vocational Education and Employment Programs

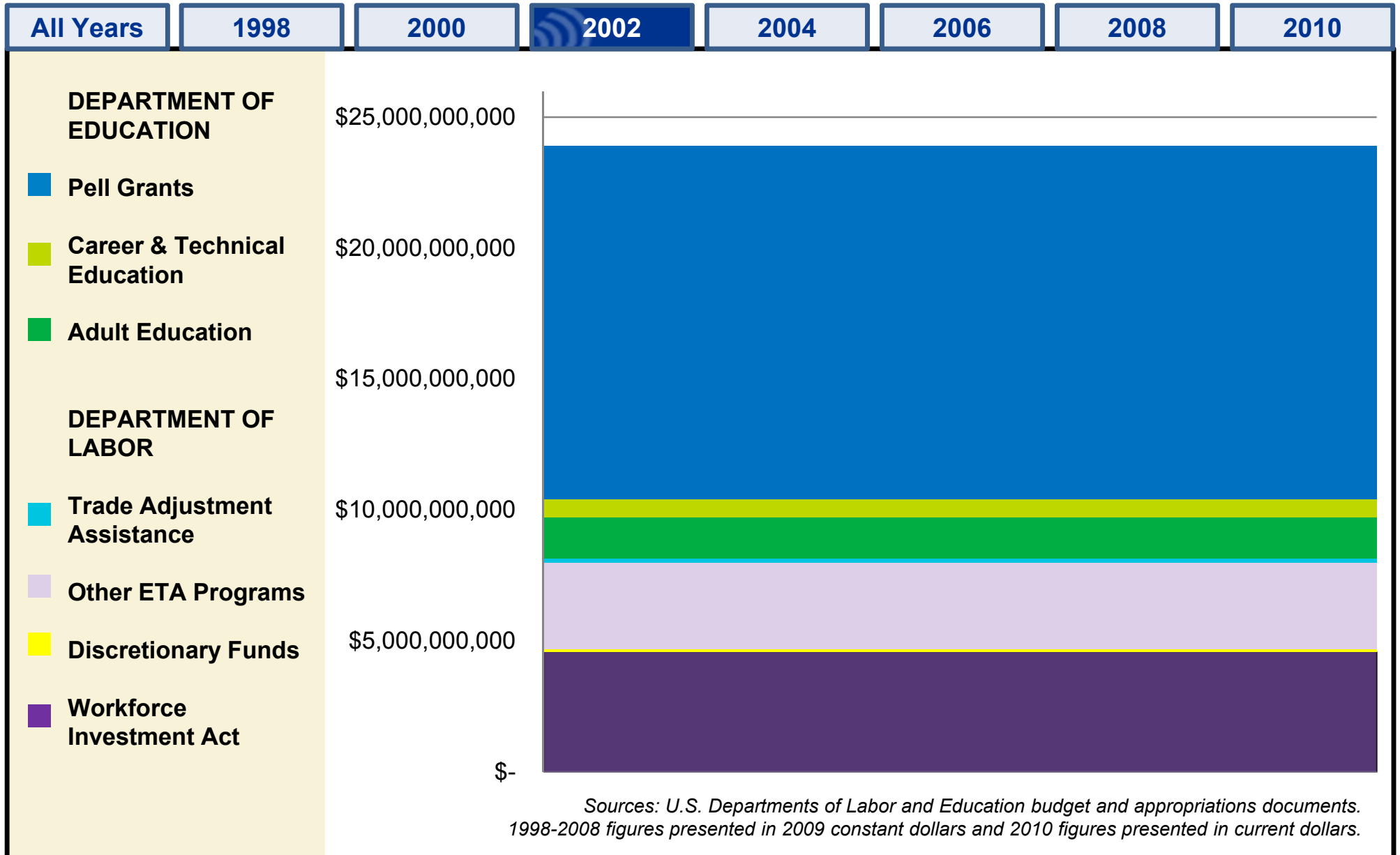


Sources: U.S. Departments of Labor and Education budget and appropriations documents. 1998-2008 figures presented in 2009 constant dollars and 2010 figures presented in current dollars.

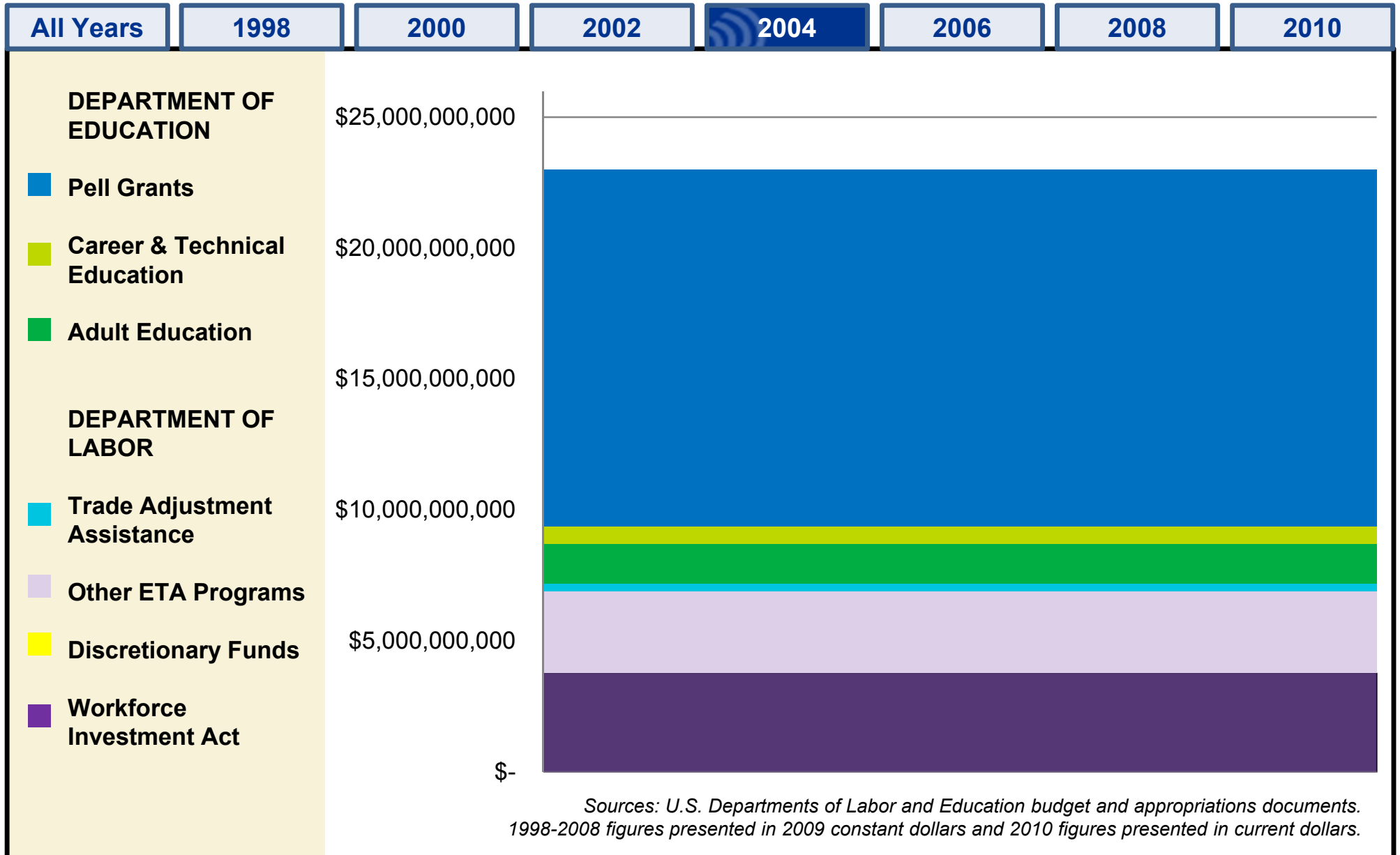
Federal Funding for Key Job Training, Vocational Education and Employment Programs



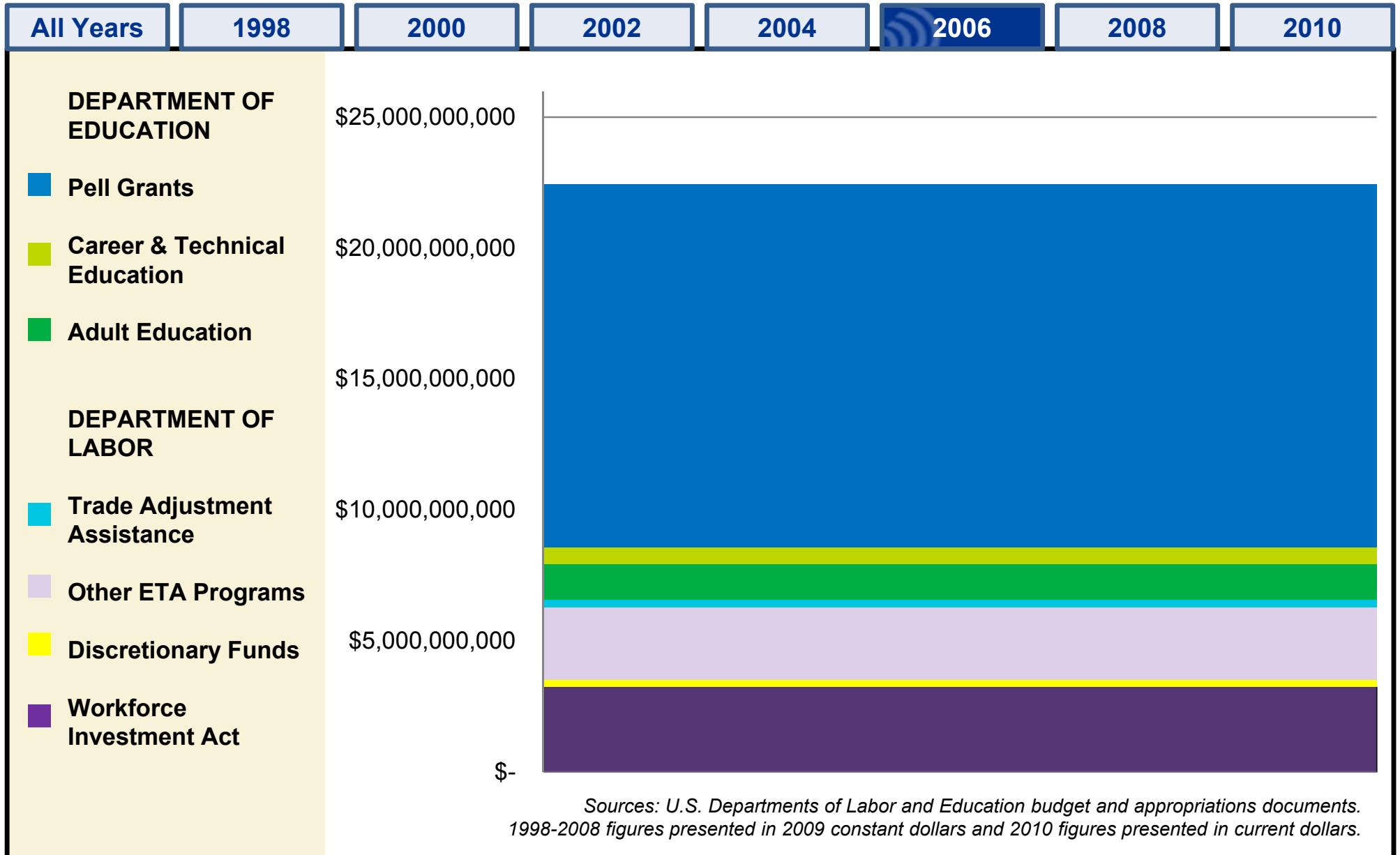
Federal Funding for Key Job Training, Vocational Education and Employment Programs



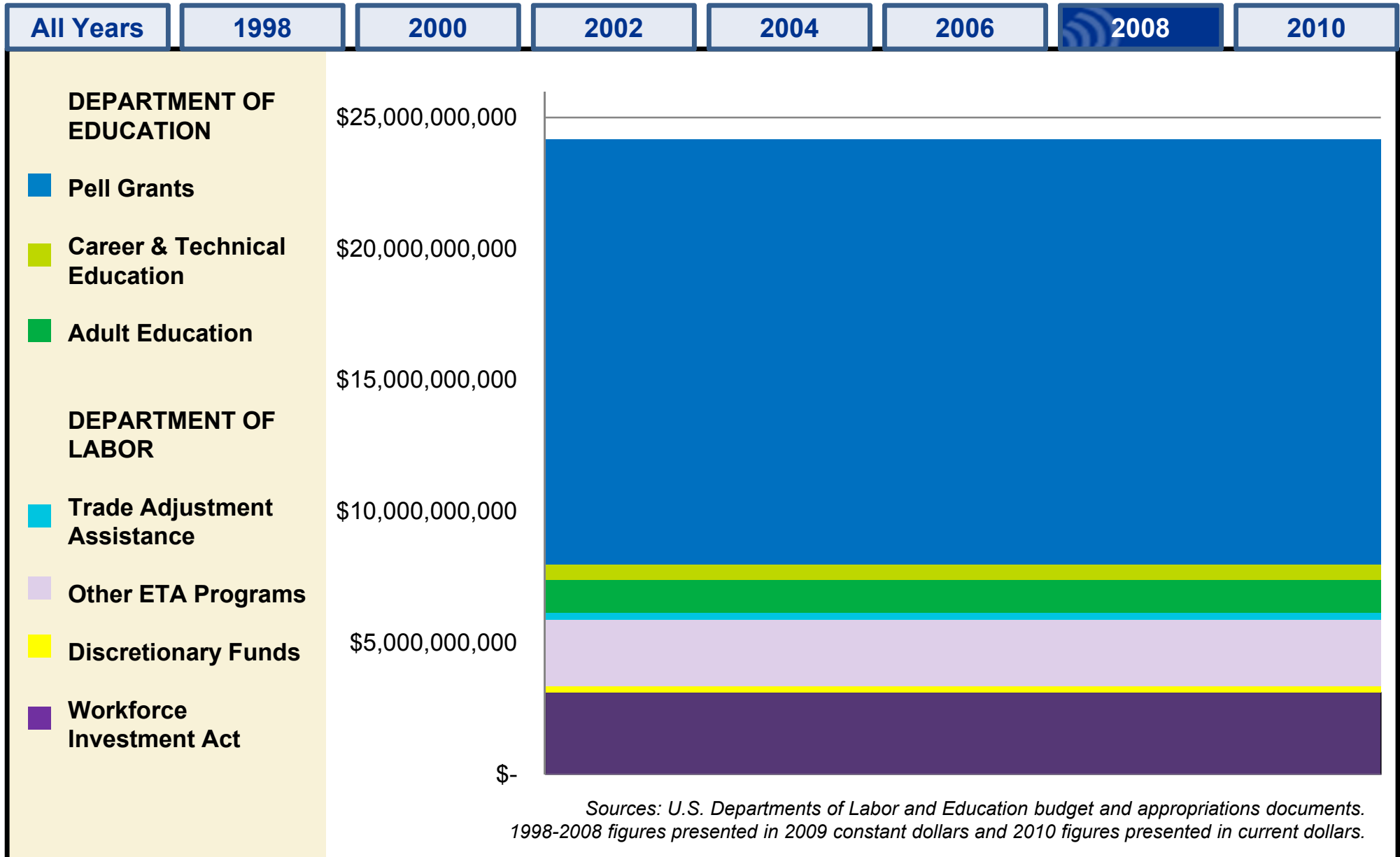
Federal Funding for Key Job Training, Vocational Education and Employment Programs



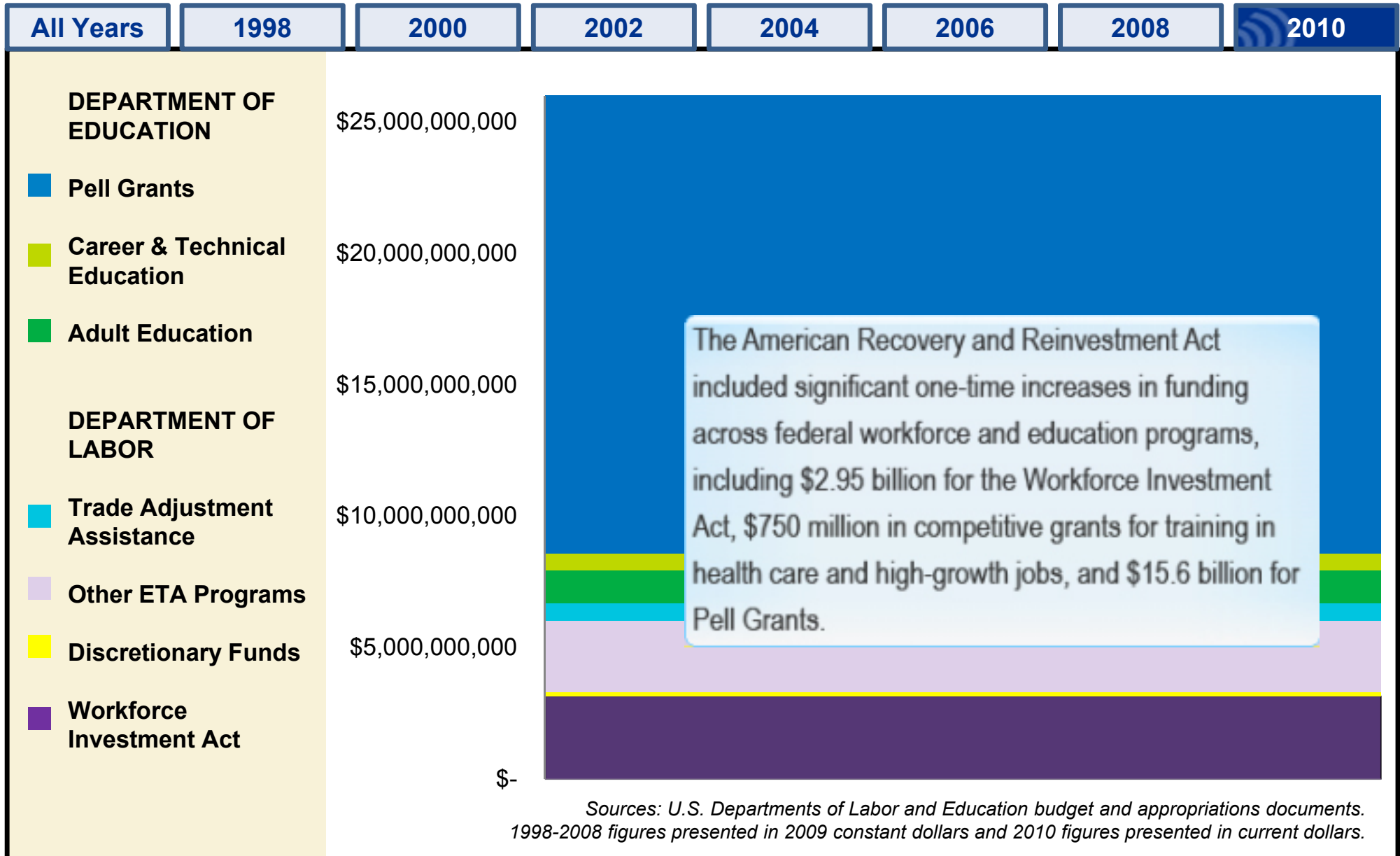
Federal Funding for Key Job Training, Vocational Education and Employment Programs



Federal Funding for Key Job Training, Vocational Education and Employment Programs



Federal Funding for Key Job Training, Vocational Education and Employment Programs





K-12 Investments



Higher Education Investments



Workforce Training Investments

SMART SPENDING

Investing in the skills of America's people is an economic necessity. But to yield the greatest return, these investments must align with the demands of our labor market and the needs of our workforce.

Investments in K-12 and higher education access are crucial, but workforce training investments are equally critical. It's widely recognized that most jobs require education past high school. But for every job that requires a four-year degree, nearly twice as many require a middle-skill credential. And the largest portion of Americans stand to benefit from middle-skill training. Unfortunately, America's education spending plan leaves out the majority of workers and too many jobs. We must change our investment strategy to see our way to recovery and long-term prosperity.

K-12 INVESTMENTS

We spend \$33 billion in federal funds to prepare 53 million youth to enter postsecondary education or training, or to enter about 25 million jobs (17 percent) which do not require education past high-school.

Spending (billions)



People (ten millions)





K-12 Investments



Higher Education Investments



Workforce Training Investments

SMART SPENDING

Investing in the skills of America's people is an economic necessity. But to yield the greatest return, these investments must align with the demands of our labor market and the needs of our workforce.

Investments in K-12 and higher education access are crucial, but workforce training investments are equally critical. It's widely recognized that most jobs require education past high school. But for every job that requires a four-year degree, nearly twice as many require a middle-skill credential. And the largest portion of Americans stand to benefit from middle-skill training. Unfortunately, America's education spending plan leaves out the majority of workers and too many jobs. We must change our investment strategy to see our way to recovery and long-term prosperity.

HIGHER EDUCATION INVESTMENTS

We spend \$22 billion in federal funds to prepare people for 50 million jobs (35 percent) that require a four-year degree. That's enough to serve 6 million of the 30 million people who could benefit from investments in traditional access to college.

Spending (billions)



People (ten millions)



Jobs (ten millions)





K-12 Investments



Higher Education Investments



Workforce Training Investments

SMART SPENDING

Investing in the skills of America's people is an economic necessity. But to yield the greatest return, these investments must align with the demands of our labor market and the needs of our workforce.

Investments in K-12 and higher education access are crucial, but workforce training investments are equally critical. It's widely recognized that most jobs require education past high school. But for every job that requires a four-year degree, nearly twice as many require a middle-skill credential. And the largest portion of Americans stand to benefit from middle-skill training. Unfortunately, America's education spending plan leaves out the majority of workers and too many jobs. We must change our investment strategy to see our way to recovery and long-term prosperity.


WORKFORCE TRAINING INVESTMENTS

We spend \$3.5 billion in federal funds to prepare people for 70 million jobs (48 percent) that require middle-skill training. That's enough to train 500,000 people, a small fraction of the 160 million who could benefit from investments in access to training.

Spending (billions)



People (ten millions)



Jobs (ten millions)

